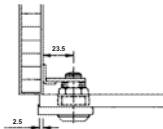
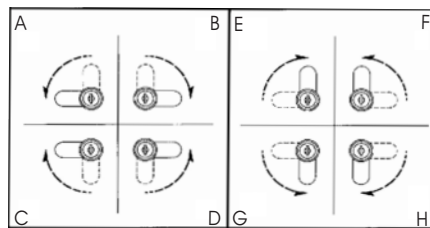
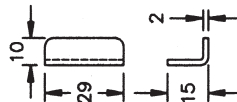
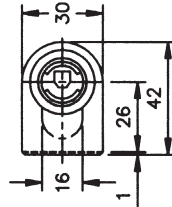
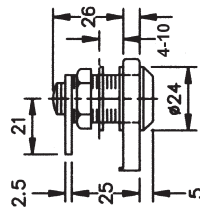
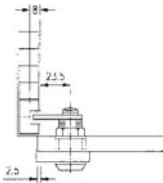




Horizontaler Einbau
Horizontal installation
Standard Riegel
Standard lever



Mit Riegel 30mm
With lever 30mm



Glastür-Hebelschloss für Glasstärke 4 - 10mm

Glass door lever lock for glass thickness 4 - 10mm

Schließweg / Closure: 90°

Material: Zamak / Zinc alloy

20

Schließung A (D,F,G)

Closure A (D,F,G) **Art. No.**

Vernickelt / Nickel plated 1251.300

Edelstahl-Finish / Stainless steel finish 1250.300

Schließung B (C,E,H)

Closure B (C,E,H) **Art. No.**

Vernickelt / Nickel plated 1251.200

Edelstahl-Finish / Stainless steel finish 1250.200

Zubehör / Accessories:

1x Schließhebel / Lever

1x Fixierschraube / Fixing screw

1x Schließblech 29x10mm

Stop plate 29x10mm

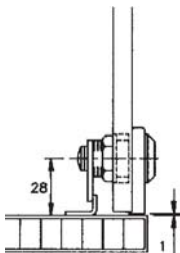
1x Klemmplatte und -rosette

Fixing plate and rosette

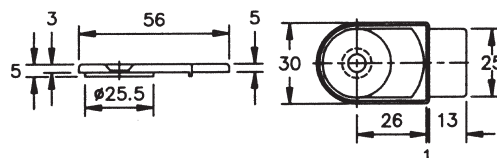
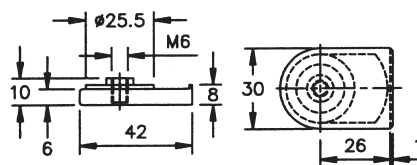
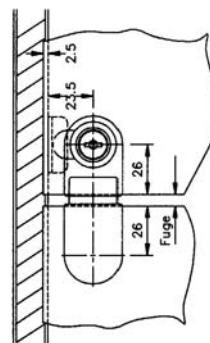
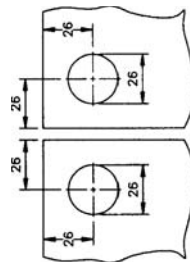
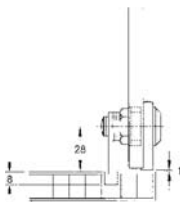


Vertikaler Einbau
Vertical installation

Standard Riegel
Standard lever



Mit Riegel 30mm
With lever 30mm



Gegenstück zum Glastür-Hebelschloss, zwei-teilig

Counter piece for glass door lever lock, two pieces

Material: Zamak / Zinc alloy

20

Ausführung / Finish Art. No.

Vernickelt / Nickel plated 1261.000

Edelstahl-Finish / Stainless steel finish 1260.000

Zubehör / Accessories:

1x Gewindeschraube M6

Screw M6

2x Klemmplatte aus Kunststoff

Fixing plates in plastic