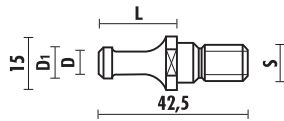


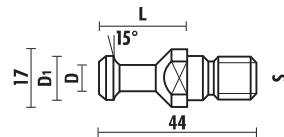
**RETAINING PAWLS FOR CONCENTRIC CHUCK**

ART. T118



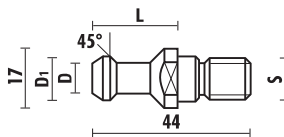
For: **Morbidelli, SCM**

Item	D1	D	L	S
T118.790.R ISO 30	8,5	6,5	22	M10



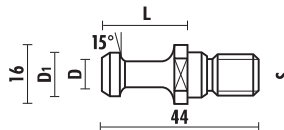
DIN 69872 for:  
**Busellato, Weeke, Ima, Bulleri, Maka, Cosmec, Reichenbacher, Elte**

Item	D1	D2	D	L	LT	S
T118.791.R ISO 30	13	17	9	24	44	M12
T118.893.R ISO 40	19	23	14	26	54	M16



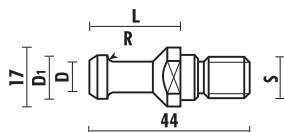
For: **Alberti, Vitap, Masterwood (motor G. Colombo)**

Item	D1	D	L	S
T118.792.R ISO 30	12,8	9	24	M12



For: **Esseteam**

Item	D1	D	L	S
T118.793.R ISO 30	12	8	24	M12

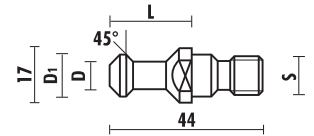


For: **CMS**

Item	D1	D	L	R	S
T118.794.R ISO 30	12,8	9	24	2,4	M12

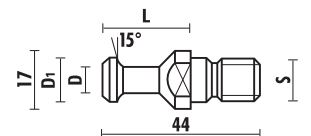
**RETAINING PAWLS FOR CONCENTRIC CHUCK**

ART. T118



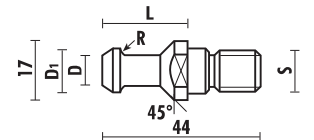
For: **Belotti**

Item	D1	D	L	S
T118.795.R ISO 30	13	9	23	M12



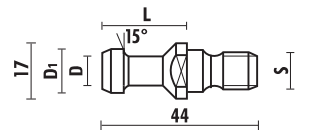
For: **Biesse (until 9/9/92)**

Item	D1	D	L	S
T118.890.R ISO 30	13	9	24	M12



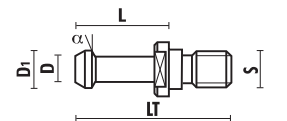
For: **Biesse (after 9/9/92), Masterwood (motor H.S.D.), Bulleri and Thermwood**

Item	D1	D	L	R	S
T118.891.R ISO 30	12	8	24	3,2	M12



For: **Komo**

Item	D1	D	L	S
T118.894.R BT 30	13	9	24	M12



For: **BT 30 - BT 40 Shoda, BT 35 Heian**

Item	D1	D	L	LT	α	S
T118.895.R BT 30	11	7	23,5	43	30°	M12
T118.896.R BT 35	13	8,5	28	48	45°	M12
T118.897.R BT 40	15	10	35	60	45°	M16